




## BATCH LIFTING CLAMP for Concrete bank block (with Wire rope and Ring)



### EXAMPLE OF USE




### KBC 500·500W

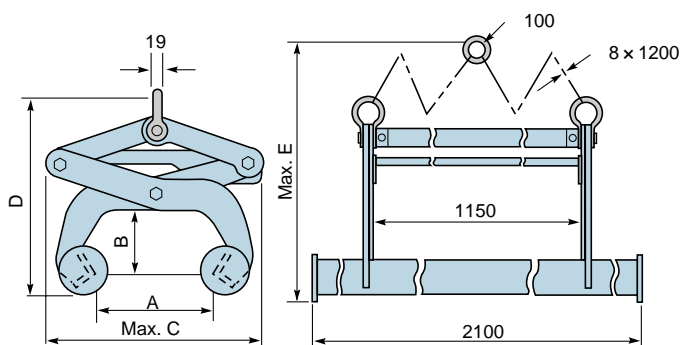
The tongs are designed for bank blocks having necks.

#### FEATURES

- These tongs can speedily handle seven concrete bank blocks together in one batch.
- The detaching operation is easy and fully automatic.
- A wide variety of concrete bank blocks can be handled with the wide clamping range and deep clamping depth of the wide type.
- The clamping force of these tongs increases in proportion to the weight of the reinforcing concrete bank blocks.
- The simple mechanism of these tongs assures smooth and highly efficient operation.

#### SPECIFICATIONS

Item No.	Rated capacity (kg)	Clamping range (mm)	Weight (kg)	Shape of applicable blocks
KBC 500	500	60 ~ 240	40	Necked blocks 7 pieces 
KBC 500W	500	60 ~ 270	43	

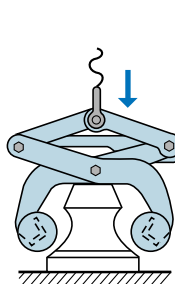


#### DIMENSIONS TABLE

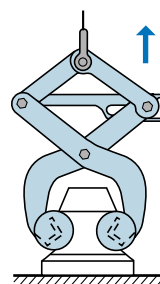
(Unit:mm)

Item No.	A = Max. opening	B = Max. Clamping depth	C	D	E
KBC 500	270	130	460	400 ~ 660	1750
KBC 500W	300	230	600	470 ~ 780	1940

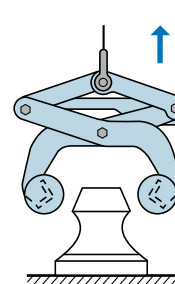
#### Automatic detaching mechanism



1 Lower the clamp so that the legs of the tongs properly fit into the neck of the concrete bank blocks.



2 After confirming the legs are in position, release the stopper. Next, when lifted, the legs of the tongs will close and lock onto the concrete bank blocks.



3 When the concrete bank blocks reach the floor, the stopper will automatically lock into the open position and the tongs can be lifted from the concrete bank blocks.